

Name	Age
------	-----



Current Spectacles

DV / NV / BF / VF / OCC										
	Sph	Cyl	Axis	Prism	VA	Nr Add	Nr Prism	Nr VA	Int Add	Int VA
R										
L										

History & Symptoms

Reason for visit

POH

FOH

General Health

Medication

FGH

Occupation / Lifestyle

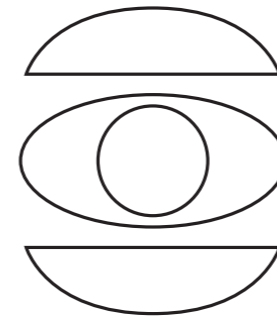
Presenting OMB		Motility	Pupils				
D \bar{c} Rx	D \bar{s} Rx			D	C	N	RAPD
N \bar{c} Rx	N \bar{s} Rx		R				
			L				

Objective							
Vision	Autorefractor			Retinoscopy			
	Sph	Cyl	Axis	Sph	Cyl	Axis	Obj VA
R							
L							

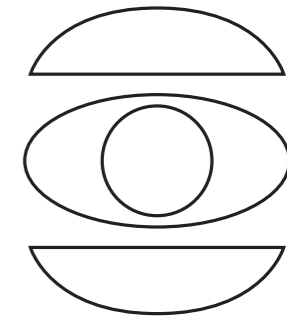
Subjective										
	Sph	Cyl	Axis	Prism	VA	Nr Add	Nr Prism	Nr VA	Int Add	Int VA
R										
L										

O M B	D \bar{c} Rx	N \bar{c} Rx	F D	D	A C C	R	L	N P C		
				N		Binoc				

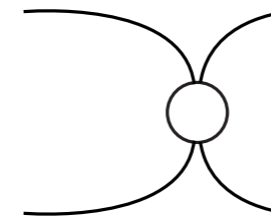
External Examination



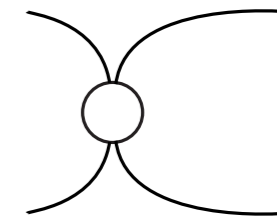
Eyelids
Conjunctiva
Cornea
Anterior Chamber
Iris



Internal Examination



Media
Disc
CDR
BVS
Macula
Periphery



IOP		Visual Fields	
Instrument	Time	Instrument	Programme
R	L	R	L
Other Tests			
Advice & Management			
			Recall